

MEDICAMEN Biotech Limited



Regd. Office :
10, Community Centre No. 2,
Ashok Vihar, Phase-II
Delhi-110052
CIN No. : L74899DL1993PLC056594

Tel. : 27463506, 47589500
Toll Free No. : 1800 3000 7889,
1800 1029 010
Fax : 011-27138171
Web : www.medicamen.com


Introductory sub-table (I)(a)

Name of the Company: Medicamen Biotech Limited			
Scrip Code, Name of the scrip, class of security: 531146, Medicamen Biotech Limited, Equity Shares			
Quarter ended: 30 September, 2015			
Partly paid-up shares:-		No. of partly paid-up shares	As a % of total no. of partly paid-up shares
As a % of total no. of shares of the company			
Held by promoter/promoter group		0	0
Held by public		0	0
Total - D		0	0
Outstanding convertible securities:-		No. of outstanding securities	As a % of total no. of outstanding convertible securities
As a % of total no. of shares of the company, assuming full conversion of the convertible securities			
Held by promoter/promoter group		0	0
Held by public		0	0
Total - E		0	0
Warrants:-		No. of warrants	As a % of total no. of warrants
As a % of total no. of shares of the company, assuming full conversion of warrants			
Held by promoter/promoter group		0	0.00
Held by public		0	0.00
Total - F		0	0.00
Total paid-up capital of the company, assuming full conversion of warrants and convertible securities		9993606	



Statement Showing Shareholding Pattern

Category code	Category of Shareholder	Number of Share holders	Table (I)(a)		Total shareholding as a percentage of total number of shares		Shares Pledged or otherwise encumbered	
			Total number of shares	Number of shares held in dematerialized form	As a percentage of (A+B) ¹	As a percentage of (A+B+C)	Number of shares	As a percentage
(I)	(II)	(III)	(IV)	(V)	(VI)	(VII)	(VIII)	(IX)= (VIII)/(IV)*100
(A)	Shareholding of Promoter and Promoter							
1	Indian							
(a)	Individuals/ Hindu Undivided Family	8	4717388	4717388	47.20	47.20	1161200	24.62
(b)	Central Government/ State Government(s)	0	0	0	0.00	0.00	0	0.00
(c)	Bodies Corporate	0	0	0	0.00	0.00	0	0.00
(d)	Financial Institutions/ Banks	0	0	0	0.00	0.00	0	0.00
(e)	Any Others(Specify)	0	0	0	0.00	0.00	0	0.00
	Sub Total(A)(1)	8	4717388	4717388	47.20	47.20	1161200	24.62
2	Foreign							
a	Individuals (Non-Residents Individuals/ Foreign Individuals)	0	0	0	0.00	0.00	0	0.00
b	Bodies Corporate	0	0	0	0.00	0.00	0	0.00
c	Institutions	0	0	0	0.00	0.00	0	0.00
d	Any Others(Specify)	0	0	0	0.00	0.00	0	0.00
	Sub Total(A)(2)	0	0	0	0.00	0.00	0	0.00
	Total Shareholding of Promoter and Promoter Group (A)= (A)(1)+(A)(2)	8	4717388	4717388	47.20	47.20	1161200	24.62
(B)	Public shareholding							
1	Institutions							
(a)	Mutual Funds/ UTI	0	0	0	0.00	0.00	0	0.00
(b)	Financial Institutions / Banks	0	0	0	0.00	0.00	0	0.00
(c)	Central Government/ State Government(s)	0	0	0	0.00	0.00	0	0.00
(d)	Venture Capital Funds	0	0	0	0.00	0.00	0	0.00
(e)	Insurance Companies	0	0	0	0.00	0.00	0	0.00
(f)	Foreign Institutional Investors	0	0	0	0.00	0.00	0	0.00
(g)	Foreign Venture Capital Investors	0	0	0	0.00	0.00	0	0.00
(h)	Any Other (specify)	0	0	0	0.00	0.00	0	0.00
	Sub-Total (B)(1)	0	0	0	0.00	0.00	0	0.00
B 2	Non-institutions							
(a)	Bodies Corporate	109	648567	592966	6.49	6.49	0	0.00
(b)	Individuals							
I	Individuals -i. Individual shareholders holding nominal share capital up to Rs 1 lakh	3343	1633433	1226785	16.34	16.34	0	0.00
II	ii. Individual shareholders holding nominal share capital in excess of Rs. 1 lakh.	40	1155008	1019608	11.56	11.56	0	0.00
(c)	Any Other (specify)							
(c-i)	Non Resident Indians	14	217972	5972	2.18	2.18	0	0.00
(c-ii)	Overseas Corporate Bodies	2	1450000	1300000	14.51	14.51	0	0.00
(c-iii)	Clearing Members	43	59159	59159	0.59	0.59	0	0.00
(c-iv)	Hindu Undivided Families	55	112079	112079	1.12	1.12	0	0.00
	Sub-Total (B)(2)	3606	5276218	4316569	52.80	52.80	0	0.00



(B)	Total Public Shareholding (B)= (B)(1)+(B)(2)	3606	5276218	4316569	52.80	52.80	0	0.00
	TOTAL (A)+(B)	3614	9993606	9033957	100.00	100.00	0	0.00
(C)	Shares held by Custodians and against which Depository Receipts have been issued							
1	Promoter and Promoter Group	0	0	0	0	0.00	0	0.00
2	Public	0	0	0	0	0.00	0	0
	Sub-Total (C)	0	0	0	0	0	0	0
	GRAND TOTAL (A)+(B)+(C)	3614	9993606	9033957	100.00	100.00	1161200	11.62



NOTES

1	The Board at its meeting held on 31st March, 2014, allotted 423606 equity shares to the promoter group. The details of allottees are Mr. Bal Kishan Gupta - 240000 Mr. Ashutosh Gupta - 120000 Mr. Abhishek Bansal - 63606
2	The Board at its meeting held on 31st March, 2014, allotted 947300 warrants convertible into equity shares to the promoter group. The details of allottees are Mr. Bal Kishan Gupta - 505226 Mr. Ashutosh Gupta - 252614 Mr. Abhishek Bansal - 80000 Mrs. Manju Bansal - 109460
3	The Board at its meeting held on 19th January, 2015, allotted 132700* equity shares to Pharmadanica A/S,
4	The Board at its meeting held on 19th January, 2015, converted 465000** convertible warrants into equity shares to the promoter group. The details of allottees are Mr. Bal Kishan Gupta - 280000 Mr. Ashutosh Gupta - 105000 Mr. Abhishek Bansal - 80000
5	The Board at its meeting held on 30th May, 2015, converted 482300*** convertible warrants into equity shares to the promoter group. The details of allottees are Mr. Bal Kishan Gupta - 225226 Mr. Ashutosh Gupta - 147614 Ms. Manju Bansal - 109460
<p>* A Listing application under case no. 24439 pending for approval at BSE. ** 465000 warrants converted into equity on 19.01.2015 trading approval & credit in Dmat account as per NSDL / CDSL are pending ***482300 warrants converted into equity shares on 30.05.2015 an application under case no. 25020 for Listing is pending with BSE.</p>	



(I)(b) Statement showing holding of securities (including shares, warrants, convertible securities) of persons belonging to the category "Promoter and Promoter Group"

Sr.	Name of the shareholder	Details of Shares held		Encumbered shares (*)			Details of warrants		Details of convertible securities		Total shares (including underlying shares assuming full conversion of warrants and convertible securities) as a % of diluted share capital
		Number of shares held	As a % of grand total (A)+(B)+(C)	No.	As a percentage	As a % of grand total (A)+(B)+(C) of sub-clause (I)(a)	Number of warrants held	As a % total number of warrants of the same class	Number of convertible securities held	As a % total number of convertible securities of the same class	
(I)	(II)	(III)	(IV)	(V)	(VI)=(V)/(III)*100	(VII)	(VIII)	(IX)	(X)	(XI)	(XII)
1	Bal Kishan Gupta	3031520	30.33	1161200	38.30	11.62	0	0.00	0	0	3031520
2	Ashutosh Gupta	651605	6.52	0	0.00	0.00	0	0.00	0	0	651605
3	Ritu Gupta	194402	1.95	0	0.00	0.00	0	0.00	0	0	194402
4	Suchita Gupta	34568	0.35	0	0.00	0.00	0	0.00	0	0	34568
5	Sanjay Bansal	252300	2.52	0	0.00	0.00	0	0.00	0	0	252300
6	Manju Bansal	390387	3.91	0	0.00	0.00	0	0.00	0	0	390387
7	Ayushi Bansal	19000	0.19	0	0.00	0.00	0	0.00	0	0	19000
8	Abhishek Bansal	143606	1.44	0	0.00	0.00	0	0.00	0	0	143606
TOTAL		4717388	47.20	1161200	24.62	11.62	0	0.00	0	0	4717388

(*) The term "encumbrance" has the same meaning as assigned to it in regulation 28(3) of the SAST Regulations, 2011




(I)(c)(i) Statement showing holding of securities (including shares, warrants, convertible securities) of persons belonging to the category "Public" and holding more than 1% of the total number of shares

Sr. No.	Name of the shareholder	Number of shares held	Shares as a percentage of total number of shares i.e., Grand Total (A)+(B)+(C) indicated in Statement at para (I)(a) above}	Details of warrants		Details of convertible securities		Total shares (including underlying shares assuming full conversion of warrants and convertible securities) as a % of diluted share capital
				Number of warrants held	As a % total number of warrants of the same class	Number of convertible securities held	% w.r.t total number of convertible securities of the same class	
1	OP Chugh	145938	1.46	0	0	0	0	145938
2	Ramesh Chand Juneja	150000	1.50	0	0	0	0	150000
3	Rajender S Dhawan	168700	1.69	0	0	0	0	168700
4	Pharmadanica A/S	1300000	13.01	0	0	0	0	1300000
5	Medicamen Canada Inc.	150000	1.50	0	0	0	0	150000
6	Rajasthan Global Securities Private Limited	264891	2.65	0	0	0	0	264891
				0	0	0	0	
TOTAL		2179529	21.81	0	0	0	0	2179529



(I)(c)(ii) Statement showing holding of securities (including shares, warrants, convertible securities) of persons (together with PAC) belonging to the category "Public" and holding more than 5% of the total number of shares of the company

Sr. No.	Name(s) of the shareholder(s) and the Persons Acting in Concert (PAC) with them	Number of shares	Shares as a percentage of total number of shares {i.e., Grand Total (A)+(B)+(C) indicated in Statement at para (I)(a) above}	Details of warrants		Details of convertible securities		Total shares (including underlying shares assuming full conversion of warrants and convertible securities) as a % of diluted share capital
				Number of warrants	As a % total number of warrants of the same class	Number of convertible securities held	% w.r.t total number of convertible securities of the same class	
1	Pharmadanica A/S	1300000	13.01	0	0	0	0	1300000
TOTAL		1300000	13.01	0	0	0	0	1300000




(I)(d) Statement showing details of locked-in shares

Sr. No.	Name of the shareholder	Number of locked-in shares	Locked-in shares as a percentage of total number of shares {i.e., Grand Total (A)+(B)+(C) indicated in Statement at para (I)(a) above}
1	Bal KishanGupta	1365094	13.66
2	Ashutosh Gupta	398991	3.99
3	Abhishek Bansal	63606	0.64
4	Pharmadanica A/S	1167300	11.68
5	Manju Bansal	280927	2.81
TOTAL		3275918	32.78



(II)(a) Statement showing details of Depository Receipts (DRs)

Sr. No.	Type of outstanding DR (ADRs, GDRs, SDRs, etc.)	Number of outstanding DRs	Number of shares underlying outstanding DRs	Shares underlying outstanding DRs as a percentage of total number of shares {i.e., Grand Total (A)+(B)+(C) indicated in Statement at para (I)(a) above}
1	NIL	Nil	Nil	0.00
TOTAL		0	0	0.00



(II)(b) Statement showing holding of Depository Receipts (DRs), where underlying shares held by "promoter/promoter group" are in excess of 1% of the total number of shares

Sr. No.	Name of the DR Holder	Type of outstanding DR (ADRs, GDRs, SDRs, etc.)	Number of shares underlying outstanding DRs	Shares underlying outstanding DRs as a percentage of total number of shares {i.e., Grand Total (A)+(B)+(C) indicated in Statement at para (I)(a) above}
1	NIL	Nil	Nil	0.00
TOTAL			0	0.00

