

# MEDICAMEN Biotech Limited



Regd. & Corp. Office:  
1506, Chiranjiv Tower,  
43, Nehru Place,  
New Delhi - 110019 (INDIA)  
**Ref: STEX/OUTCOME/2023-24**

Tel.: 011 - 47589500-51 (50 Lines),  
E-mail: info@medicamen.com  
Web: www.medicamen.com  
CIN No.: L74899DL1993PLC056594  
**Date: 10.11.2023**

**BSE Limited**  
Department of Corporate Services-Listing  
PJ Towers, Dalal Street  
Mumbai- 400001

**National Stock Exchange of India Limited**  
Exchange Plaza, Bandra Kurla Complex  
Bandra (E) Mumbai- 400051

**Scrip Code- 531146**

**Symbol- MEDICAMEQ**

## Sub. : Outcome of Board Meeting

Dear Sir,

We wish to inform you that the Board of Directors of the Company at its meeting held today approved the Un-Audited Financial Results (Standalone and Consolidated) of the Company for the quarter and half year ended on September 30, 2023.

Pursuant to Regulation 33 of SEBI (Listing Obligations and Disclosure Requirements) Regulations, 2015, we enclose the following:

- Statement showing the Un-Audited Financial Results (Standalone & Consolidated) of the Company for the quarter and half year ended on September 30, 2023 as **Annexure-A** and
- Limited Review Report from Rai Qimat & Associates, Chartered Accountants on the Un- Audited Financial Results (Standalone & Consolidated) as **Annexure-B**

The meeting of the Board of Directors commenced on 02.30 p.m. and concluded at 03.45 p.m.

The Un-audited Financial Results (Standalone & Consolidated) of the Company for the quarter and half year ended on September 30, 2023, as approved by the Board, will also be available on the Company's website [www.medicamen.com](http://www.medicamen.com).

This is for your information and records.

Thanking You.

Yours faithfully,

**For Medicamen Biotech Limited**



**Parul Choudhary**  
Company Secretary  
ACS44157



# MEDICAMEN BIOTECH LIMITED

Regd. Office: 1506, Chiranjiv Tower, 43, Nehru Place, New Delhi-110019

CIN : L74899DL 1993PLC056594

E-mail : cs@medicamen.com, Website: www.medicamen.com


Unaudited Standalone and Consolidated Financial Results for the Quarter and Half Year ended as on 30th Sept'2023

## PART I

Rupees in Lacs (Except per Share Data)

PART I	Particulars	Standalone						Consolidated					
		Three Month period Ended			Half Year Ended		Year Ended	Three Month period Ended			Half Year Ended		Year Ended
		30.09.2023	30.06.2023	30.09.2022	30.09.2023	30.09.2022	31.03.2023	30.09.2023	30.06.2023	30.09.2022	30.09.2023	30.09.2022	31.03.2023
	Unaudited	Unaudited	Unaudited	Unaudited	Unaudited	Audited	Unaudited	Unaudited	Unaudited	Unaudited	Unaudited	Audited	
1	Income from operations												
	(a) Net Sales / Income from operations	4,267.10	4,050.34	3,353.22	8,317.44	6,662.02	13,788.40	4,354.14	4,194.31	3,353.22	8,548.45	6,662.02	14,086.74
	(b) Other Income	54.98	37.92	52.48	92.90	148.71	246.22	54.98	37.92	52.47	92.90	148.70	246.22
	(c) Total Revenue	4,322.08	4,088.26	3,405.70	8,410.34	6,810.73	14,034.62	4,409.12	4,232.23	3,405.69	8,641.35	6,810.72	14,332.96
2	Expenses												
	a) Cost of Material Consumed	2,750.96	2,581.84	1,956.90	5,332.80	3,647.29	8,180.29	2,766.87	2,610.85	1,956.90	5,377.72	3,647.29	8,180.29
	b) Purchase of Goods Traded	-	-	-	-	-	-	-	-	-	-	-	-
	c) Changes in inventory of Finished Goods and Work in Progress	(451.77)	(524.06)	(299.81)	(975.83)	(300.74)	(1,029.82)	(451.69)	(524.14)	(299.81)	(975.83)	(300.74)	(970.95)
	d) Employees Benefits Expenses	522.66	524.65	491.15	1,047.31	925.33	1,856.88	709.84	656.39	491.15	1,366.23	925.33	2,044.38
	e) Finance Cost	90.72	95.65	61.60	186.37	138.32	292.27	90.72	95.65	61.60	186.37	138.32	292.27
	f) Depreciation and Amortisation Expenses	179.62	167.97	161.53	347.59	314.25	635.35	182.31	169.08	161.53	351.39	314.25	636.66
	g) Other expenses	829.85	726.88	619.42	1,556.73	1,238.87	2,366.38	864.62	756.07	620.13	1,620.69	1,239.58	2,445.82
	Total Expenses	3,922.04	3,572.93	2,990.79	7,494.97	5,963.32	12,301.34	4,162.67	3,763.90	2,991.50	7,926.57	5,964.03	12,628.46
3	Profit/(Loss) before Exceptional Items & Tax (1 - 2)	400.04	515.33	414.91	915.37	847.41	1,733.28	246.45	468.33	414.19	714.78	846.69	1,704.50
4	Exceptional Items (Commercial Tax Expenses Related to Earlier Years)	-	-	-	-	-	-	-	-	-	-	-	-
5	Profit/(Loss) before Extra Ordinary Items & Tax (3 - 4)	400.04	515.33	414.91	915.37	847.41	1,733.28	246.45	468.33	414.19	714.78	846.69	1,704.50
6	Tax Expenses												
	Current Year	119.34	124.62	86.16	243.96	184.03	369.96	119.34	124.62	86.16	243.96	184.03	369.96
	MAT Credit Entitlement	-	-	-	-	-	-	-	-	-	-	-	-
	Deferred Tax Liability	(20.46)	(50.99)	(32.37)	(71.45)	(56.30)	(136.88)	(20.56)	(50.99)	(32.37)	(71.55)	(56.30)	(138.31)
	Total Tax Expense	98.88	73.63	53.79	172.51	127.73	233.08	98.78	73.63	53.79	172.41	127.73	231.65
7	Net Profit /Loss for the period from Continuing operation (5- 6)	301.16	441.70	361.12	742.86	719.68	1,500.20	147.67	394.70	360.40	542.37	718.96	1,472.85

R. B. Bhatia




Particulars	30.09.2023	30.06.2023	30.09.2022	30.09.2023	30.09.2022	31.03.2023	30.09.2023	30.06.2023	30.09.2022	30.09.2023	30.09.2022	31.03.2023
	Unaudited	Unaudited	Unaudited	Unaudited	Unaudited	Audited	Unaudited	Unaudited	Unaudited	Unaudited	Unaudited	Audited
8 Other Comprehensive Income												
Item that will not reclassified to Profit & Loss	-	-	-	-	-	-	-	-	-	-	-	-
9 Total Comprehensive Income net of Tax	301.16	441.70	361.12	742.86	719.68	1,500.20	147.67	394.70	360.40	542.37	718.96	1,472.85
10 Net Profit /Loss attributable to												
a) Controlling Interest												
b) Non-controlling Interest							151.37	417.72	360.40	569.09	718.96	1,484.41
10 Paid up equity share capital (Rs. 10/- per share)	1,265.11	1,265.11	1,265.11	1,265.11	1,265.11	1,265.11	(75.25)	(23.02)		(98.27)		(11.56)
11 Earning Per Share (Rs.)												
Basic	2.38	3.49	2.85	5.87	5.69	12.04	1.17	3.12	2.85	4.29	5.68	11.82
Diluted	2.38	3.49	2.85	5.87	5.69	12.04	1.17	3.12	2.85	4.29	5.68	11.82

**NOTES :**

- 1 The Un-audited financial results for the quarter and half year ended have been reviewed by the Audit Committee and approved by the Board of Directors at its meeting held on 10th Nov 2023
- 2 This statement has been prepared in accordance with the Companies (Indian Accounting Standard) Rules,2015 (Ind AS) prescribed under Section 133 of the Companies Act,2013 and other recognised accounting practices and policies to the extent applicable.
- 3 The company operates only in one business segment , viz. Pharmaceuticals formulations, hence segment reporting is not applicable
- 4 The Earning Per Share has been calculated as per Indian Accounting Standard (Ind AS) 33 -"Earning per Share"
- 5 The results are not comparable on quarterly or yearly basis as company is regularly incurring capex and filling dossiers with regulatory authorities.
- 6 Limited review report has been carried out by the Statutory Auditors for the above period.
- 7 The figures are regrouped in previous year also, wherever considered necessary, to make them comparable.

For & on behalf of Board of Directors  
Medicamen Biotech Limited



*R. Bishnoi*  
(Rahul Bishnoi)  
Chairman

Place : New Delhi  
Dated : 10.11.2023

**MEDICAMEN BIOTECH LIMITED**

Regd. Office: 1506, Chiranjiv Tower, 43, Nehru Place, New Delhi-110019

CIN : L74899DL 1993PLC056594

E-mail : cs@medicamen.com, Website: www.medicamen.com

**STATEMENT OF ASSETS & LIABILITIES**

Particulars		All Figures in Rs. Lacs			
		Standalone		Consolidated	
		As at Sep 30,2023 Un-audited	As at Mar 31,2023 Audited	As at Sep 30,2023 Un-audited	As at Mar 31,2023 Audited
<b>A</b>	<b>ASSETS</b>				
1	<b>Non-current assets</b>				
	(a) Property, Plant and Equipment	9,143.09	9,146.60	9,219.86	9,175.88
	(b) Intangible assets	80.42	89.77	80.42	89.77
	(c) Capital work-in-progress	-	-	-	-
	(d) Financial Assets : Investments	610.65	407.65	-	-
	(e) Financial Assets : Loans and advances	117.76	108.94	117.76	110.66
	(f) Deferred Tax liabilities (Net)	257.97	186.52	256.65	187.95
	(g) Other Non- current assets	2,506.25	1,941.85	2,516.37	1,951.20
	<b>Total Non-current Assets</b>	<b>12,716.14</b>	<b>11,881.33</b>	<b>12,191.06</b>	<b>11,515.46</b>
2	<b>Current assets</b>				
	(a) Inventories	5,626.69	4,505.73	5,626.69	4,505.73
	(b) Financial Assets				
	(i) Current investments	-	-	-	-
	(ii) Trade receivables	6,873.32	6,022.54	7,480.82	6,525.81
	(iii) Cash and Bank Balances	1,315.32	2,044.29	1,342.85	2,077.88
	(iv) Loans and advances	388.59	690.35	388.59	692.59
	(c) Other current assets	2,707.93	2,534.00	2,710.72	2,534.26
	<b>Total current Assets</b>	<b>16,911.85</b>	<b>15,796.91</b>	<b>17,549.67</b>	<b>16,336.27</b>
	<b>Total Assets</b>	<b>29,627.99</b>	<b>27,678.24</b>	<b>29,740.73</b>	<b>27,851.73</b>
<b>B</b>	<b>EQUITY AND LIABILITIES</b>				
1	<b>Equity</b>				
	(a) Equity share capital	1,265.11	1,265.11	1,265.11	1,265.11
	(b) Other Equity	18,857.35	18,114.49	18,724.82	18,076.30
	<b>Total Equity</b>	<b>20,122.46</b>	<b>19,379.60</b>	<b>19,989.93</b>	<b>19,341.41</b>
	<b>LIABILITIES</b>				
2	<b>Non-current Liabilities</b>				
	(a) Financial Liabilities : Borrowings	151.38	86.96	192.70	86.96
	(b) Provisions	151.25	166.01	151.25	166.01
	(c) Deferred Tax liabilities (Net)	-	-	-	-
	<b>Total Non-current Liabilities</b>	<b>302.63</b>	<b>252.97</b>	<b>343.95</b>	<b>252.97</b>
3	<b>Current Liabilities</b>				
	(a) Financial Liabilities				
	(i) Borrowings	2,709.31	2,331.31	2,709.31	2,331.31
	(ii) Trade payables	5,404.77	4,550.74	5,592.69	4,758.59
	(b) Other current liabilities	779.48	720.83	795.51	728.46
	(c) Provisions	65.37	72.83	65.37	69.03
	(c) Current Tax Liabilities (Net)	243.97	369.96	243.97	369.96
	<b>Total Current Liabilities</b>	<b>9,202.90</b>	<b>8,045.67</b>	<b>9,406.85</b>	<b>8,257.35</b>
	<b>Total Equity and Liabilities</b>	<b>29,627.99</b>	<b>27,678.24</b>	<b>29,740.73</b>	<b>27,851.73</b>

For & on behalf of Board of Directors

Medicamen Biotech Limited



*R. Bishnoi*  
(Rahul Bishnoi)  
Chairman

Place : New Delhi  
Dated : 10.11.2023

**MEDICAMEN BIOTECH LIMITED**


1506, Chiranjiv Tower, 43, Nehru Place, New Delhi-110019

CIN : L74899DL 1993PLC056594

**CASH FLOW STATEMENT FOR THE PERIOD 01.04.2023 TO 30.09.2023**

Particulars	Standalone		Consolidated	
	For the Half year ended 30th Sept, 2023	For the year ended 31st March, 2023	For the Half year ended 30th Sept, 2023	For the year ended 31st March, 2023
<b>CASH FLOW FROM OPERATING ACTIVITIES</b>				
Net Profit/(Loss) after tax from continuing operations	742.86	1,500.20	542.37	1,472.85
Non-cash adjustment to reconcile profit before tax to net cash flows				
Provision for Taxation	243.96	369.96	243.96	369.96
Adjustment for Deferred Tax	-71.45	-136.88	-71.55	-138.31
Financial Charges	186.37	292.27	186.37	292.27
Loss/(profit) on sale of fixed assets	-	0.68	-	-0.68
Depreciation/amortization on continuing operation	347.59	635.35	351.39	636.66
Interest income	-9.94	-72.07	-9.94	-72.07
<b>Operating profit before working capital changes</b>	<b>1,439.39</b>	<b>2,589.51</b>	<b>1,242.60</b>	<b>2,560.68</b>
Movement of working capital				
Increase/(decrease) in trade payables	854.03	380.72	834.10	428.59
Increase / (decrease) in long-term provisions	-14.76	20.07	-14.76	20.07
Increase / (decrease) in short-term provisions	-377.41	-439.66	-373.61	-439.66
Increase/(decrease) in other current liabilities	58.65	217.94	67.05	225.57
Decrease/(increase) in trade receivables	-850.78	95.30	-955.01	-203.46
Decrease/(increase) in inventories	-1,120.96	-1,804.76	-1,120.96	-1,804.76
Decrease / (increase) in long-term loans and advances	-8.82	-22.42	-7.10	-24.14
Decrease / (increase) in short-term loans and advances	451.76	-163.97	454.00	-166.21
Decrease/(increase) in other current assets	-173.93	149.93	-173.61	149.67
Decrease/(Increase) in other Non-current assets	-564.40	-1,060.14	-565.17	-1,063.29
Direct taxes paid	-150.00	-312.34	-150.00	-312.34
<b>Net cash flow from/ (used in) operating activities (A)</b>	<b>-457.23</b>	<b>-349.82</b>	<b>-762.47</b>	<b>-629.28</b>
<b>CASH FLOWS FROM INVESTING ACTIVITIES</b>				
Purchase of fixed assets including intangible & CWIP	-334.73	-624.67	-386.02	-660.12
Purchase of non-current investments	-203.00	-201.51	-	-
Interest received	9.94	72.07	9.94	72.07
<b>Net cash flow from/(used in) investing activities (B)</b>	<b>-527.79</b>	<b>-754.11</b>	<b>-376.08</b>	<b>-588.05</b>
<b>CASH FLOWS FROM FINANCING ACTIVITIES :</b>				
Proceeds from issuance of share capital	-	43.45	-	43.45
Proceeds from Securities Premium	-	3,037.16	-	3,037.16
Capital Reserve	-	-	106.14	-2.00
Shares Warrants	-	112.55	-	260.55
Long-term borrowings net of repayment / Repayment	64.42	-420.40	105.75	-420.40
Proceeds from short-term borrowings	378.00	403.81	378.00	403.81
Interest paid	-186.37	-292.27	-186.37	-292.27
Dividends paid on equity shares	-	-126.51	-	-126.51
Income Tax Provision reverse for earlier year	-	50.34	-	50.34
Preferential issue Expenditure	-	-41.40	-	-41.40
<b>Net cash flow from/(used in) in financing activities (C)</b>	<b>256.05</b>	<b>2,766.73</b>	<b>403.52</b>	<b>2,912.73</b>
Net increase/(decrease) in cash and cash equivalents (A + B + C)	-728.97	1,662.80	-735.03	1,695.40
Cash and cash equivalents at the beginning of the year	2,044.29	381.49	2,077.88	382.48
<b>Cash and cash equivalents at the end of the year</b>	<b>1,315.32</b>	<b>2,044.29</b>	<b>1,342.85</b>	<b>2,077.88</b>

For & on behalf of Board of Directors  
Medicamen Biotech Limited



*R. B. Bishnoi*  
(Rahul Bishnoi)  
Chairman

Place : New Delhi  
Dated : 10.11.2023

**RAI QIMAT & ASSOCIATES**  
**CHARTERED ACCOUNTANTS**



**LIMITED REVIEW REPORT ON UNAUDITED QUARTERLY AND YEAR-TO-DATE  
 STANDALONE FINANCIAL RESULTS OF MEDICAMEN BIOTECH LIMITED UNDER  
 REGULATION 33 OF THE SEBI (LISTING OBLIGATIONS AND DISCLOSURE  
 REQUIREMENTS) REGULATIONS, 2015**

To

The Board of Directors,  
**Medicamen Biotech Ltd.**  
 1506, Chiranjiv Tower, 43,  
 Nehru Place New Delhi-110019

We have reviewed the accompanying statement of unaudited financial results of M/s Medicamen Biotech Limited having its registered office situated at 1506, Chiranjiv Tower, 43, Nehru Place, New Delhi-110019 for the quarter and half year ended September 30, 2023 ("the statement") being submitted by the Company pursuant to the requirements of Regulation 33 of the SEBI (Listing Obligations and Disclosure Requirements) Regulations, 2015, as amended.

This Statement, which is the responsibility of the Company's Management and approved by the Board of Directors, has been prepared in accordance with the recognition and measurement principles laid down in Indian Accounting Standard 34 "Interim Financial Reporting" ("Ind AS - 34"), prescribed under Section 133 of the Companies Act, 2013 ("the Act"), and other accounting principles generally accepted in India and in compliance with Regulation 33 and Regulation 52 read with Regulation 63(2) of the Listing Regulations. Our responsibility is to issue a report on the Statement based on our review.

We conducted our review of the Statement in accordance with the Standard on Review Engagements (SRE) 2410 "Review of Interim Financial Information Performed by the Independent Auditor of the Entity" issued by the Institute of Chartered Accountants of India. This standard requires that we plan and perform the review to obtain moderate assurance as to whether the Statement is free of material misstatement. A review is limited primarily to inquiries of company personnel and analytical procedures applied to financial data and thus provide less assurance than an audit. We have not performed an audit and accordingly, we do not express an audit opinion.

Based on our review conducted as above, nothing has come to our attention that causes us to believe that the accompanying Statement, prepared in accordance with applicable accounting standards and other recognised accounting practices and policies has not disclosed the information required to be disclosed in terms of Regulation 33 and Regulation 52 read with Regulation 63(2) of the SEBI (Listing Obligations and Disclosure Requirements) Regulations, 2015 including the manner in which it is to be disclosed, or that it contains any material misstatement.

For Rai Qimat & Associates  
 Chartered Accountants

  
 Qimat Rai Garg  
 Partner

(Membership Number: 013152C)  
 UDIN: 23080857BGYHBC6144

Place: Gurugram  
 Date: 09.11.2023



**LIMITED REVIEW REPORT ON UNAUDITED QUARTERLY AND YEAR-TO-DATE  
CONSOLIDATED FINANCIAL RESULTS OF MEDICAMEN BIOTECH LIMITED UNDER  
REGULATION 33 OF THE SEBI (LISTING OBLIGATIONS AND DISCLOSURE  
REQUIREMENTS) REGULATIONS, 2015**

To

**The Board of Directors,  
Medicamen Biotech Limited  
1506, Chiranjiv Tower 43,  
Nehru Place, New Delhi- 110019**

1. We have reviewed the accompanying Statement of Consolidated Unaudited Financial Results of MEDICAMEN BIOTECH LIMITED ("the Parent") and its subsidiary (the Parent and its subsidiary together referred to as "the Group"), and its share of the net profit after tax and total comprehensive income of its associate for the quarter and half year ended September 30, 2023 ("the Statement") being submitted by the Parent pursuant to the requirement of Regulation 33 of the SEBI (Listing Obligations and Disclosure Requirements) Regulations, 2015, as amended.
2. This Statement, which is the responsibility of the Parent's Management and approved by the Parent's Board of Directors, has been prepared in accordance with the recognition and measurement principles laid down in the Indian Accounting Standard 34 "Interim Financial Reporting" ("Ind AS 34"), prescribed under Section 133 of the Companies Act, 2013 read with relevant rules issued thereunder and other accounting principles generally accepted in India. Our responsibility is to express a conclusion on the Statement based on our review.
3. We conducted our review of the Statement in accordance with the Standard on Review Engagements (SRE) 2410 "Review of Interim Financial Information Performed by the Independent Auditor of the Entity", issued by the Institute of Chartered Accountants of India (ICAI). A review of interim financial information consists of making inquiries, primarily of Parent's personnel responsible for financial and accounting matters and applying analytical and other review procedures. A review is substantially less in scope than an audit conducted in accordance with Standards on Auditing specified under Section 143(10) of the Companies Act, 2013 and consequently does not enable us to obtain assurance that we would become aware of all significant matters that might be identified in an audit. Accordingly, we do not express an audit opinion.

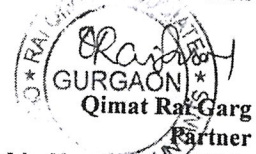
We also performed procedures in accordance with the circular issued by the SEBI under Regulation 33(8) of the SEBI (Listing Obligations and Disclosure Requirements) Regulations, 2015, as amended, to the extent applicable.

5. The Statement includes the results of the Opal Pharmaceuticals Pty. Ltd & Medicamen Life Sciences Pvt. Ltd. ( the "Subsidiary" Companies)

6. Based on our review conducted and procedures performed as stated in paragraph 3 above and based on the consideration of the review reports of the other auditors referred to in paragraph 6 and 7(ii) below, nothing has come to our attention that causes us to believe that the accompanying Statement, prepared in accordance with the recognition and measurement principles laid down in the aforesaid Indian Accounting Standard and other accounting principles generally accepted in India, has not disclosed the information required to be disclosed in terms of Regulation 33 of the SEBI (Listing Obligations and Disclosure Requirements) Regulations, 2015, as amended including the manner in which it is to be disclosed, or that it contains any material misstatement.

Our conclusion on the Statement is not modified in respect of the above matter.

For Rai Qimat & Associates  
Chartered Accountants



(Membership Number: 013152C)  
UDIN: 23080857BGYHBD8558

Place: Gurugram  
Date: 09.11.2023